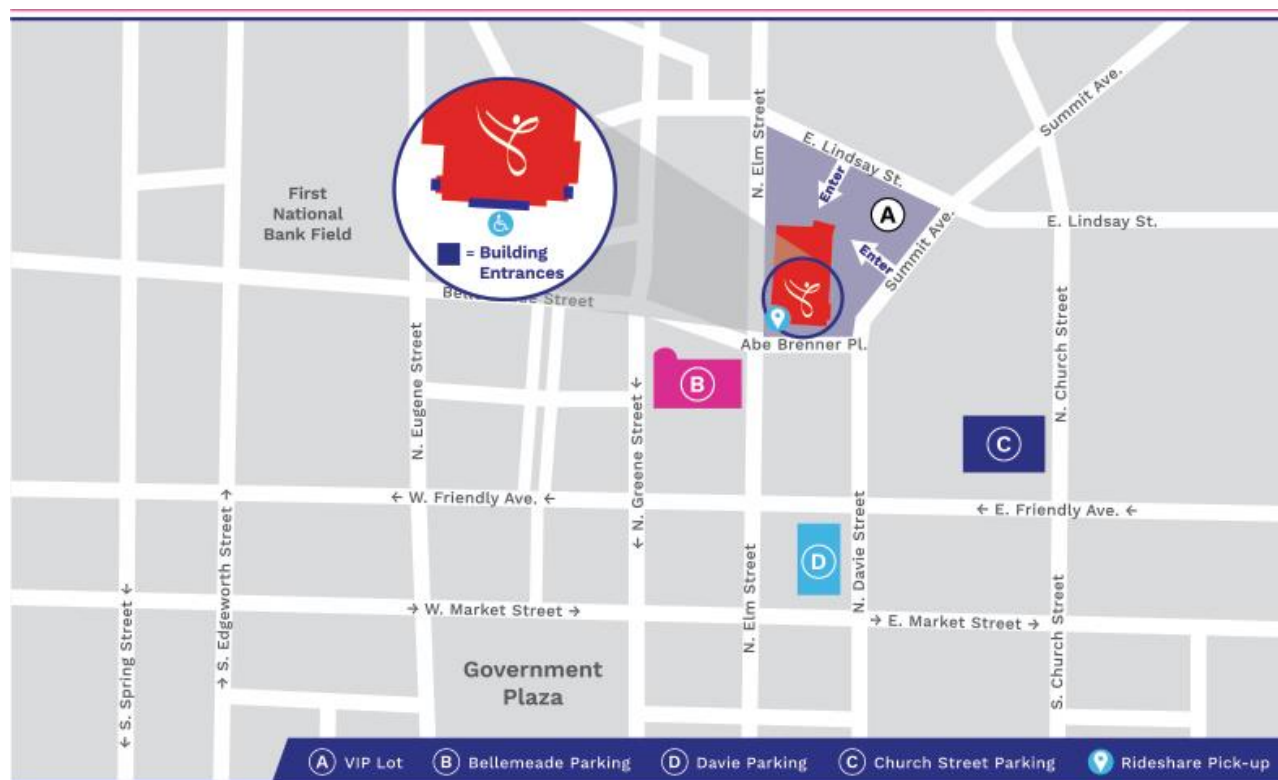


Accessibility Guide

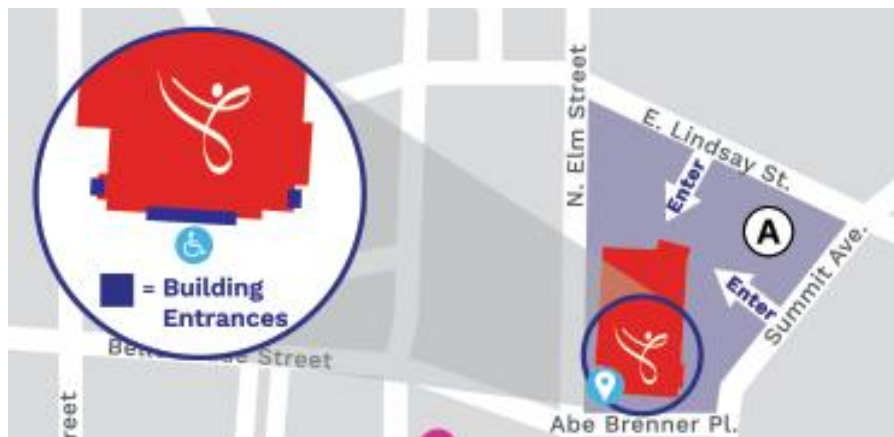
- **PARKING:** Please reference the map below.
 - Tanger Center handicap pick-up and drop-off is located in front of the building entrance on Abe Brenner Place. Please travel west on Abe Brenner Place from Davie Street.
 - VIP Parking has handicap parking available. VIP Parking is located in the surface lot adjacent to Tanger Center. A limited number of spaces are available for non-Broadway season events at \$25 per space.*
 - i. Note that the surface lot is where Broadway President's Club members will park for their season shows with their issued President's Club parking passes.
 - Handicap accessible parking is also located in one of three City parking decks on the map below.
 - i. Broadway Season Seat Members receive complimentary parking on their Broadway season night.
 - ii. For non-Broadway season performances and other patrons, parking in these decks is available for \$10 per space.*
 - *Please display permanent or temporary handicap parking placards.*
 - For more information and to purchase VIP parking in advance, visit TangerCenter.com/Parking



- (B) Bellemeade Deck: 244 N. Greene Street**
- (C) Church Street Deck: 215 N. Church Street**
- (D) Davie Street Deck: 200 N. Davie Street**

**Price subject to change*

- **TANGER CENTER BUILDING ENTRY:** All entrances to Phillips Hall in the first floor lobby are accessible, although you may find the front entrance behind the handicap drop-off on Abe Brenner Place to be the most convenient.



- **ELEVATOR:** In Phillips Hall on the first floor, there are two elevators that can bring you to each lobby level (second floor's Grand Tier and third floor's Loge).



- **SEATING:** In the Tobee and Leonard Kaplan Theater below, we have listed the accessible seating areas in each level of the theater, along with suggestions for the easiest routes to those seats.

- **Orchestra (First Floor) Level**

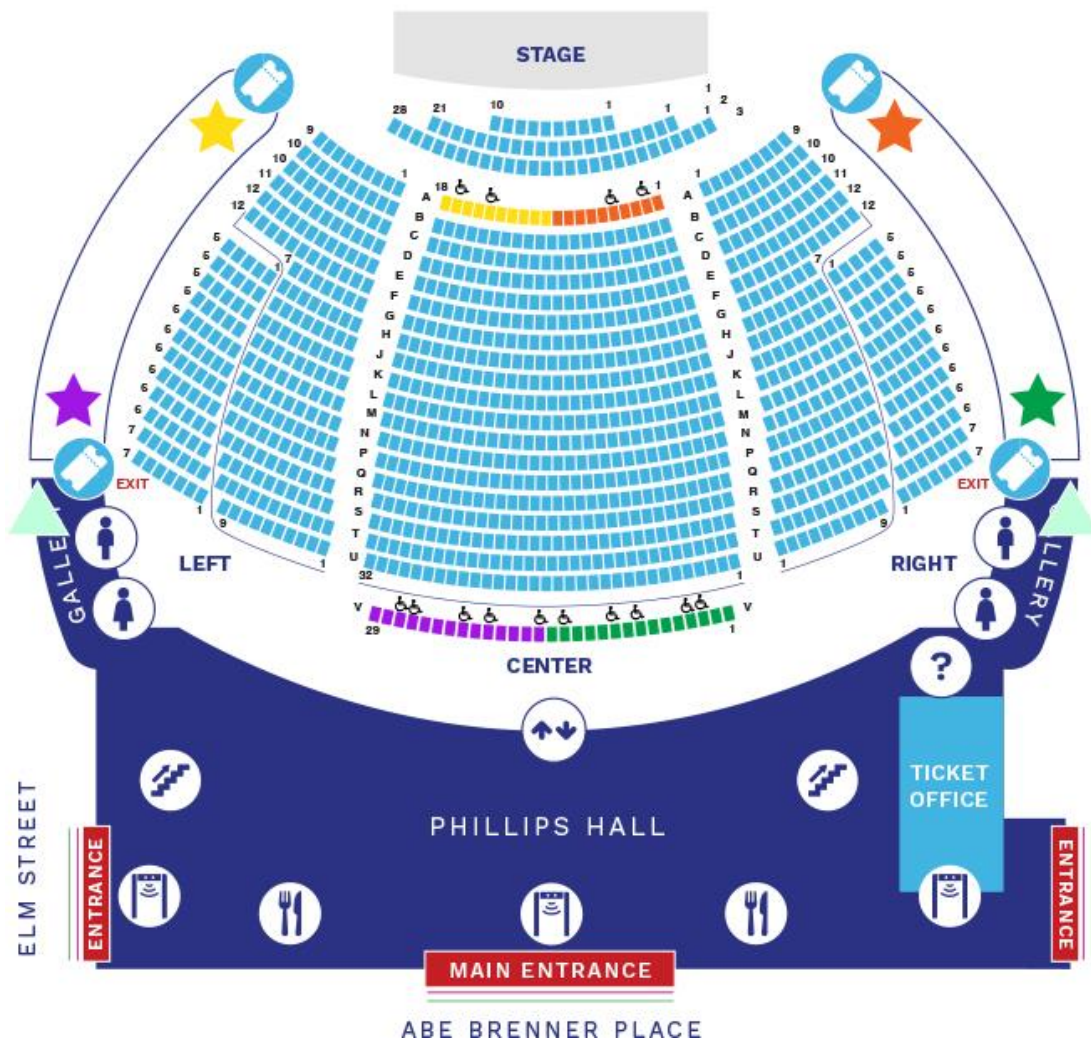
- i. **Row A**

- **Orchestra Center, Row A, Seats 1-10:** Follow the right hallway all the way down until it dead ends. There will be an accessible antechamber that will connect to the front of the Orchestra.
 - **Orchestra Center, Row A, Seats 11-18:** Follow the left hallway all the way down until it dead ends. There will be an accessible antechamber that will connect to the front of the Orchestra.

- ii. **Row V**

- **Orchestra Center, Row V, Seats 1-15:** Follow the right orchestra hallway about halfway down until the first entrance on the left.
 - **Orchestra Center, Row V, Seats 16-29:** Follow the left orchestra hallway about halfway down until the first entrance on the right.

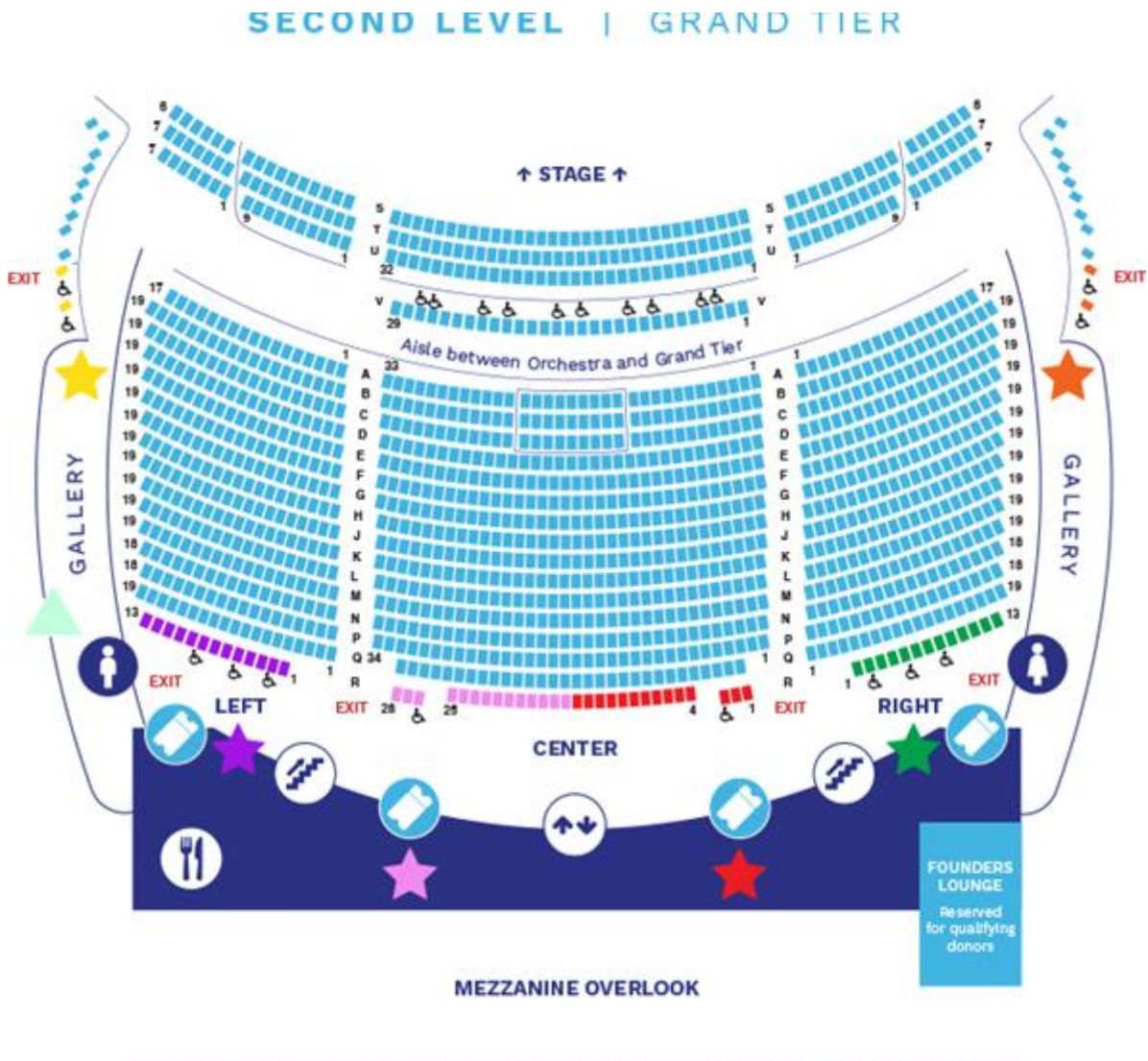
FIRST LEVEL | ORCHESTRA SEATING



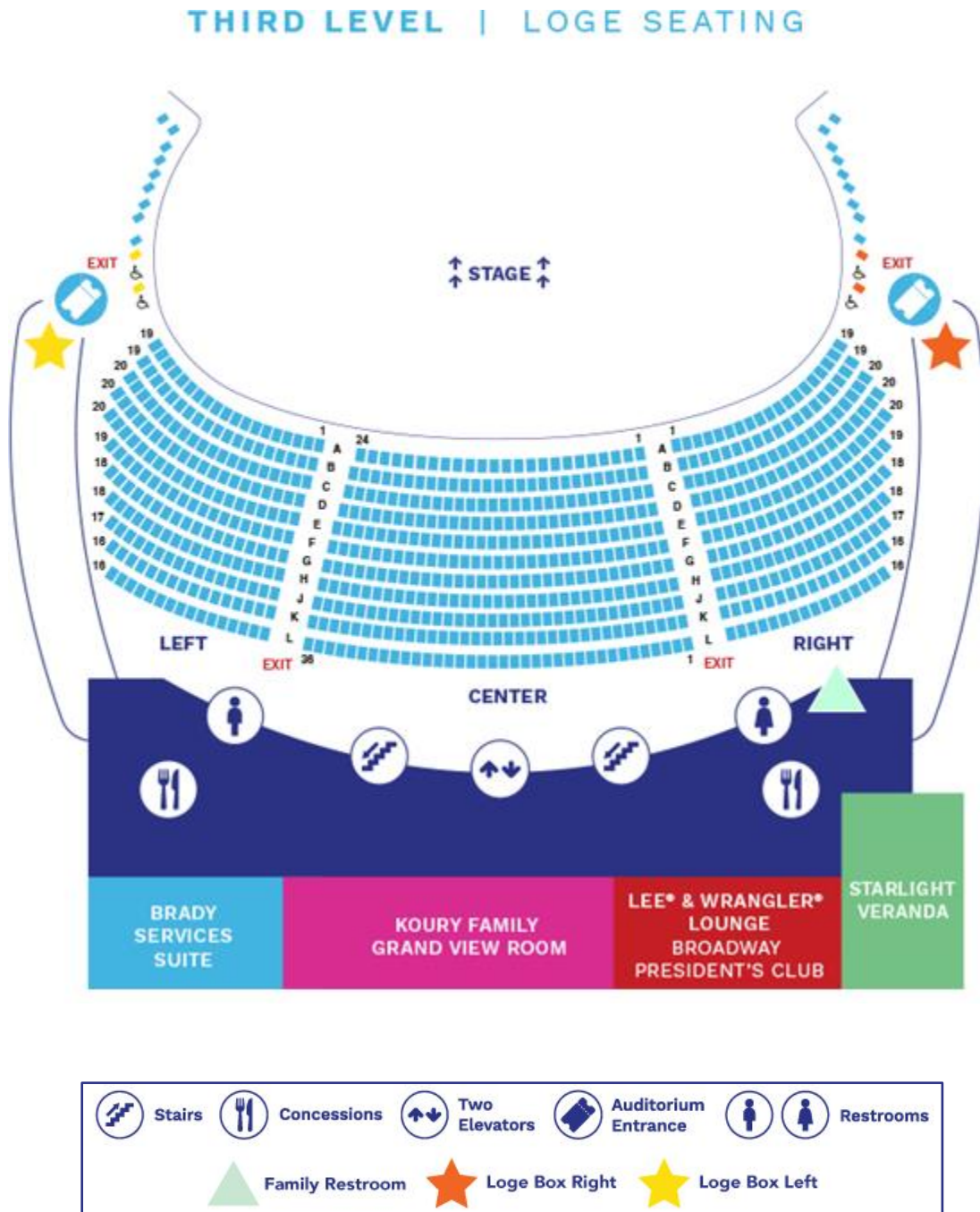
	Metal Detectors		Stairs		Concessions		Two Elevators		Guest Services		Auditorium Entrance		Restrooms
	Family Restroom		Orchestra Center, Row A, Seats 1-10		Orchestra Center, Row A, Seats 11-18		Orchestra Center, Row V, Seats 1-15		Orchestra Center, Row V, Seats 16-29				

○ **Grand Tier (Second Floor) Level**

- i. **Grand Tier Box Right:** Follow the right gallery hallway about halfway down until the first entrance on the left.
- ii. **Grand Tier Box Left:** Follow the left gallery hallway about halfway down until the first entrance on the right.
- iii. **Grand Tier Right, Row R:** Enter the very last entrance on the right side of Grand Tier Lobby (before turning down the right hallway towards the box seating).
- iv. **Grand Tier Left, Row R:** Enter the very last entrance on the left side of the Grand Tier Lobby (before turning down the left hallway towards the box seating).
- v. **Grand Tier Center, Seats 1-15:** Use the entrance immediately to your left, coming out of the elevator.
- vi. **Grand Tier Center, Seats 16-28:** Use the entrance immediately to your right, coming out of the elevator.



- Loge (Third Floor) Level
 - i. **Loge Box Right:** Turn to your left out of the elevator. Follow the right hallway about halfway down until the first entrance on the left.
 - ii. **Loge Box Left:** Turn to your right out of the elevator. Follow the left hallway about halfway down until the first entrance on the right.



- **RESTROOMS:** Please refer to the restroom icons on the maps above and review the descriptions below for locations on each level.
 - **Orchestra (First Floor) Level**
 - i. There are two men's restrooms in the Orchestra Lobby; one in the right hallway and one in the left hallway. Both are ADA accessible.
 - ii. There is one large women's restroom in the Orchestra Lobby; patrons may enter from the right or left hallways. It is ADA accessible.
 - **Grand Tier (Second Floor) Level**
 - i. The women's restroom is on the right side of the lobby. It is ADA accessible.
 - ii. The men's restroom is on the left side of the lobby. It is ADA accessible.
 - iii. There is a family restroom on the left side of the lobby. It is ADA accessible.
 - **Loge (Third Floor) Level**
 - i. There are two women's restrooms in the Loge lobby. One is on the right side of the lobby and one is on the left. They are both ADA accessible.
 - ii. There are two men's restrooms in the Loge lobby. One is on the right side of the lobby and one is on the left. They are both ADA accessible.
 - **Family Restrooms**
 - i. Two restrooms are located on the first floor level, down the Orchestra Right and Orchestra Left corridors, respectively.
 - ii. One is located in the Grand Tier (second floor) Lobby Left.
 - iii. One is located in the Loge (third floor) Lobby Right.
 - iv. Note that restrooms provide touchless flushing, soap, water and hand dryers.

- **SUPPLEMENTAL SERVICES & INFORMATION**
 - The **Guest Services Desk** is located in the first floor lobby to the right, behind the right grand staircase. There, you will find assisted listening devices, large print playbills, wheelchairs and other guest services that may be available upon request.
 - **Lounges and Meeting Rooms:** Please note that the Founders Room (Second Floor), Lee & Wrangler Lounge®/Broadway Season President's Club, Koury Family Grand View Room, Brady Services Suite, and the Starlight Veranda (all on the third floor) are all accessible by elevator.
 - Tanger Center strives to provide a variety of accessible accommodations to make your entertainment experience more enjoyable! While you can visit our website for a full list at TangerCenter.com/accessibility, many of the services we help provide are below:
 - i. **Interpreter Services:** We ask that you please contact Guest Services at least one month prior to your performance to schedule your complimentary service. Please note that on short notice, we will still make every effort to solicit an interpreter.
 - ii. **Visually Impaired Seating:** Patrons with visual impairments may purchase tickets in all price levels (subject to availability). Tickets are sold at the Tanger Center box office. Federally approved service animals are permitted for the visually impaired. You can inquire about visually impaired seats and ticketing at 336.218.5333.
 - iii. **Gala Pro:** GalaPro opens the curtains to a universal cultural experience for Broadway shows by delivering automated multilingual subtitles, closed captioning, dubbing, audio description, and amplification to the user's own mobile device. This system is used by many Broadway shows who have invested in the technology. GalaPro transcription is sent to your mobile device or tablet while you are sitting inside the theatre. It is an alternative to a sign language interpreter. For more information, visit GalaPro.com.
**Offered when available with show production.*
 - iv. More questions?
 - 1. Visit TangerCenter.com/accessibility

2. Contact Guest Services Manager
 - a. GuestServices@TangerCenter.com
 - b. 336-333-6516